

ARCH BY MARKUS JOHANSSON & JOHAN LINDSTEN,  
BLOCKCHAIN & CIRRATA BY MARKUS JOHANSSON,  
BALANCE BY VICTOR CASTANERA, MONDO BY ANTONIO  
FACCO, TRAPEZE BY JETTE SCHEIB, NOTIC, STAIR &  
SUPERWAVE BY NOTCHI ARCHITECTS,  
LIGHTBONE BY FÄRG & BLANCHE, INSIDE 2.0  
BY MORTEN & JONAS

2025 / 2026

oblure

SWEDEN

Proudly Distributed By



**For US Distribution, please contact IM Design Concepts**  
[imdesignconcepts.com](http://imdesignconcepts.com) | [info@imdesignconcepts.com](mailto:info@imdesignconcepts.com) | (813) 284-7435

# oblure

The name Oblure is a union between the words “Object” and “Allure”. The concept lies at the core of the brand driving the design and creation of alluring objects. Oblure was founded in 2017 in Gothenburg, Sweden with the desire to bring new innovative products in the field of lighting.

With our skills and roots cemented in Scandinavian design tradition, we endorse the simplicity, the minimalistic, and the functional but it doesn't end there. In the spirit of creativity, we want to add even more. For us a lamp is so much more than just light, it's a piece of art.

We therefore collaborate with international designers to create a collection with a distinct character, celebrating innovation that not only surprises but also intrigues. Our vision is to curate the original, the bold and the beautiful.

## **BLOCKCHAIN SYSTEM**

The Blockchain System consists of aluminum cubes, attached together in an apparent random manner. A single cube traveling through time and space – rendering a sequence of positions for the beholder. Yet there is order in chaos, a millimeter precision to create this perfect silhouette. Every second cube is equipped with a custom-made LED panel designed and directed to spread a uniform light on whatever is below.

The cubes form an abstract silhouette in angles seemingly floating in the air. The Blockchain system is available in various lengths, starting from 1200 mm up to 3000 mm in a continuous line. Designed, engineered and handcrafted in Sweden, locally in Greater Gothenburg Metropolitan, the Swedish west coast.



**BLOCKCHAIN 11** / BLACK PENDANT



**BLOCKCHAIN 29** / BLACK / PENDANT





**BLOCKCHAIN 17** / WHITE / PENDANT





**BLOCKCHAIN 11** / ALUMINUM / PENDANT



**BLOCKCHAIN 29** / BLACK / PENDANT



**Markus Johansson (Sweden)**  
graduated in 2011 from HDK  
(School of Design and Crafts) in  
Gothenburg, Sweden. Markus work  
with both Swedish and international  
brands and has won numerous awards  
and is represented at The Museum of  
Art and Design, New York.

## LIGHTBONE

The Lightbone, a creation by FÄRG & BLANCHE, made its debut at the Armour Mon Amour exhibition during Milan Design Week 2017. Initially showcased in fabric and soaring up to 3 meters in height, these lamps drew inspiration from an unforgettable journey through Japan and its bamboo forests.

”We are thrilled to unveil the latest evolution of the LightBone floor lamp in collaboration with Oblure, this time crafted in solid oak wood and proudly made in Sweden,” shares the design duo, Färg & Blanche. This new version not only marks a transition in material, embracing the richness of solid oak, but also signifies our unwavering dedication to quality craftsmanship and sustainability.

Building on the Lightbone family, we are proud to introduce the Lightbone pendant/ceiling collection, available in sizes small, medium, and large. Each size encapsulates the essence of the original floor lamp, featuring the same meticulous design and solid oak wood construction. Additionally, these pendant/ceiling lights are thoughtfully equipped with a spotlight for downlight, adding a versatile touch to their luminous charm.

The Lightbone lights represent a harmonious blend of cultural inspiration and contemporary design. Whether showcased individually or grouped together, these lights create an enchanting ambiance, transforming your space into a sanctuary of style and sophistication.



**LIGHTBONE** / FLOORLAMP



**LIGHTBONE** / NATURAL OAK / FLOORLAMP







**LIGHTBONE** / BLUE OAK / FLOORLAMP





**LIGHTBONE** / NATURAL OAK / FLOORLAMP



**LIGHTBONE** / OAK / LARGE & MEDIUM PENDANT



**LIGHTBONE** / BLACK OAK / SMALL PENDANT



**LIGHTBONE** / NATURAL OAK / LARGE CEILING LAMP





**LIGHTBONE** / BLACK OAK / LARGE PENDANT





**LIGHTBONE** / BLUE & OAK / SMALL PENDANT LAMP



**LIGHTBONE** / BLUE OAK / MEDIUM AND LARGE PENDANT





**FÄRG & BLANCHE (Sweden)** was founded in 2010 by the Swedish designer Fredrik Färg and designer Emma Marga Blanche, born in France. As a studio, they work across a wide variety of fields, collaborating with established furniture brands such as BD Barcelona Design, Gärtnäs, Rörstrand, Petite Friture and Design House Stockholm to name a few, as well as producing their own collections and limited art pieces for galleries.


## SUPERWAVE

Superwave brings to mind the ever-changing sea and how it can be translated into a strict geometry. The wave-shaped diffuser is not only a visual delight, but also designed to create optimal light distribution with high glare comfort.

Simultaneously, the uplight facet graces the ceiling with a soft, ambient radiance. This upward illumination creates an air of spaciousness, transforming even the smallest spaces.

The wires that suspend the fixture are not only practical but also contribute to its visual allure. Whether it hangs over the dining table or in the office landscape, Superwave is a pendant that impresses with its strong visual appearance and functionality.

Superwave features two standard colors. Furthermore, for a truly personalized touch, the pendant can be customized in any color of your choosing, providing you to align it seamlessly with your unique aesthetic vision.



**SUPERWAVE** / CUSTOM COLOR / PENDANT



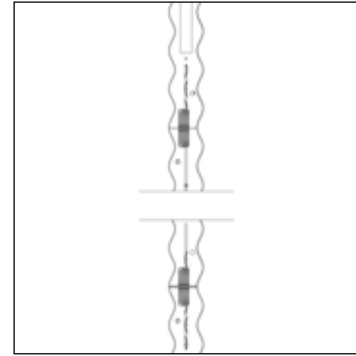
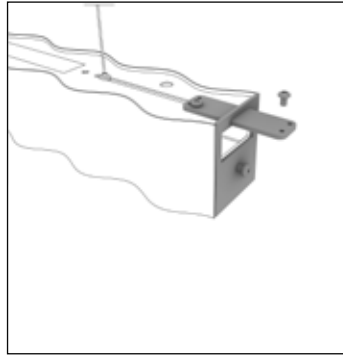
**SUPERWAVE** / WHITE / PENDANT



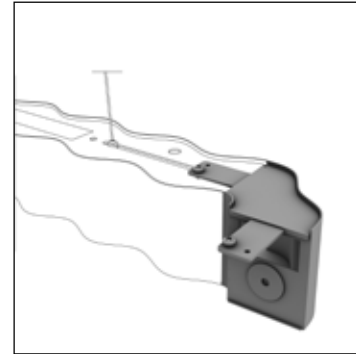
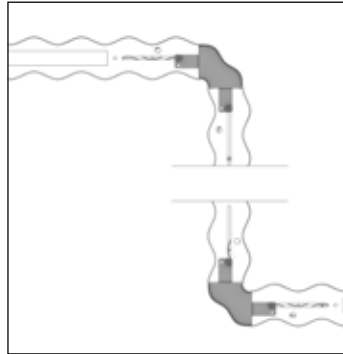
**SUPERWAVE** / CUSTOM COLOR / PENDANT SYSTEM



**SUPERWAVE** / WHITE / PENDANT



Fitting for straight line.



Fitting for 90 degrees corner, left or right.



#### **Notchi Architects (Sweden)**

integrates architecture and visual arts. Working with products, installations and architecture, the understanding of the relation between space and object is strong and the quest to find the right objects for a specific space sometimes results in new products.

## STAIR LAMP

STAIR draws inspiration from the basic geometry of a solid stair block. The sphere sparks curiosity as it rests on the edge of time, capturing a “snapshot“ of movement in a series of events, creating a strong symbolic presence. When illuminated, the globe casts a beautiful shadow play.

The distinctive shape hides a set of functions as Stair is equipped with two USB-C ports on the side. In a digital world where people take technology for granted, this provides many user possibilities.





**STAIR** / RED / TABLE LAMP



**STAIR** / YELLOW AND RED / TABLE LAMP




**STAIR** / RED / TABLE LAMP



STAIR / RED / TABLE LAMP







**STAIR** / BLACK / TABLE LAMP

**Notchi Architects (Sweden)** integrates architecture and visual arts. Working with products, installations and architecture the understanding of the relation between space and object is strong and the quest to find the right objects for a specific space sometimes results in new products.



## BALANCE

All entities move and nothing remains still. Balance plays with the concept of time - everything is in motion. The impossible position of the orbs is an expression of the fragility of existence. The group of spheres stuck in time is a reminder to the beholder that life always moves, no matter what.

The construction is made from a pair of glowing orbs poised between two slanted steel boards. The metal spheres seen on both sides have just the right density to counterweight the opposite part of the lamps' weight. The overall structure is grounded on a robust foundation.





**BALANCE** / BLACK / TABLE LAMP





**Victor Castanera (Spain)** loves to experiment and the search for the different and emotional often result in the use of new techniques and materials. Living and working in Barcelona the Mediterranean culture is a big inspiration as well as his passion for the nature and the sea. The result is a collection of objects and products that speak for themselves in the simplest possible way.

## ARCH

An arch shape travels from light to light, and in its entirety, forming a pendant that embodies and pays tribute to the architectural arches and vaults that have been built for centuries. Each pillar features a down light with precise glare control. The fixture has an alluring and eye-catching design with a metal exterior available in different colors. Arch Straight quickly became a favorite, and it wasn't long before several constellations were in demand.

Now, evolving into a circular form, the lamp reaches its design culmination with diameters of 760mm and 980mm, truly closing the circle. Arch continued to earn acclaim, leading to even more constellations. Welcoming the delightful additions, Arch Single and Arch Triplette, these siblings complement the family.

"We view these members as an extension, contributing to the Arch's evolution into a cohesive family."



**ARCH STRAIGHT** / BLUE / PENDANT



**ARCH STRAIGHT** / CUSTOM COLOR / PENDANT



**ARCH STRAIGHT** / BLACK / PENDANT





**ARCH SINGLE & TRIPLETTE** / WHITE / PENDANT



**ARCH SINGLE** / BLACK / PENDANT



**ARCH CIRCLE 76/** CUSTOM COLOR / PENDANT



**ARCH TRIPLETTE** / CUSTOM COLOR / PENDANT



**ARCH CIRCLE 98** / NUDE / PENDANT





**ARCH TRIPLETTE** / NUDE / PENDANT



**ARCH CIRCLE 76** / CUSTOM COLOR / PENDANT







**ARCH STRAIGHT** / WHITE / PENDANT



**Johan Lindsten (Sweden)** was born in 1981 in the heart of, Möbelriket', the furniture kingdom of Sweden. Profiting from a vast knowledge about the industry at an early age he successfully graduated in the program of furniture design in Stockholm in 2008, leading to the establishment of the independent Design Studio Johan Lindstén Form.

**Markus Johansson (Sweden)** graduated in 2011 from HDK (School of Design and Crafts) in Gothenburg, Sweden. Markus work with both Swedish and international brands and has won numerous awards and is represented at The Museum of Art and Design, New York.

## MONDO

Mondo pendant has a classic soul but contemporary ambitions. It combines a planetary physical presence with an abstract concept of originality, shaped by the beholder. The ability to interact with the lamp creates an infinite dialogue between the user and the design.

The overlapping patterns control the luminous effect through the movement of the metallic shades. Antonio Facco has created a sophisticated lamp that invites the user to become a co-designer.



**MONDO LARGE** / BLACK / PENDANT



**MONDO LARGE** / BLACK / FLOOR LAMP










**MONDO LARGE** / CHROME CUSTOM COLOR / PENDANT



**MONDO LARGE** / CHROME & NUDE CUSTOM COLOR / PENDANT



**MONDO SMALL** / BLACK / FLOOR LAMP







**MONDO SMALL** / BLACK / PENDANT



**Antonio Facco (Italy)** always paid great attention to the evolution of contemporary design and communication. Through the analysis of new generations' behavior and habits he draws hints and inspiration for his own research and projects. Antonio is strongly connected to Cassina furniture brand and with his own studio, he work across a wide variety of fields, collaborating with other well established furniture brands such as BOLON, Mogg to name a few.

## TRAPEZE

Trapeze is a true artist, an aerialist combining grace and style. Fixed in a single pose with endless possibilities. Each shade can be directed 360 degrees, allowing the user the choice to combine uplight and downlight simultaneously. A playful and bold feature that's both visually striking and highly functional..

Trapeze is available in three versions. The single pendant with two shades, the 'Triplette' with six shades and the 'Quartet' with eight shades. Each fixture allows for diffused light direction, ensuring illumination exactly where it is needed.





**TRAPEZE** / BLACK / PENDANT



**TRAPEZE TRIPLETTE** / BLACK / PENDANT





**Jette Scheib (Germany)**  
 studied Industrial Design at the University of the Arts in Berlin. "I am inspired by nature and organic shapes, but also by people and everyday life. I am observing my surroundings, I study objects, people, people interacting with objects and each other."



**TRAPEZE QUARTETTE** / BLACK / PENDANT

## CIRRATA

Unexpected experiences and surprises await deep down on the ocean floor: a body with many arms illuminates the depths. Arrogant and presumptuous, there's no doubt who rules down here. A lonely yet unafraid character with forms born out of the resemblance to other mysterious ocean inhabitants.

The character is Cirrata, a glowing lamp in the darkness of the ocean. Markus Johansson has created a lamp that challenges all ideas about what aluminum can become. The symmetrical arms evenly carry the weight of the lamp.



**CIRRATA** / WHITE / TABLE LAMP





**CIRRATA** / GREY / TABLE LAMP



**Markus Johansson (Sweden)** graduated in 2011 from HDK (School of Design and Crafts) in Gothenburg, Sweden. Markus work with both Swedish and international brands and has won numerous awards and is represented at The Museum of Art and Design, New York.

## NOTIC

Notic is an homage to classical architectural elements. The metal shade embraces the glass's complex geometry, casting light in a hypnotic way. The lamp features focused downlight combined with gentle illumination through the shade. Resembling a hypnotic pendulum, it invites the beholder to reflect.

The idea behind the lamp was to design a focus point in a three-dimensional space. Notic offers virtual lines and directions to guide the visitor and define spatiality. The sharp contrast draws immediate attention.



**NOTIC** / BLACK / WALL LAMP



**NOTIC** / BLACK / PENDANT





**NOTIC** / BLACK / TABLE LAMP



**NOTIC** / BLACK / TABLE LAMP





**Notchi Architects (Sweden)** integrates architecture and visual arts. Working with products, installations and architecture the understanding of the relation between space and object is strong and the quest to find the right objects for a specific space sometimes results in new products.

## INSIDE 2.0

Inside pendant is a tribute to the most generous and kind lady in the city of Bergen, Norway. The pendant is an attempt to materialize her genuine enthusiasm, passion and knowledge about design into a single object.

The name comes from the twisted glass. The swirl shape makes every lamp unique, diffusing and spreading the light in a gentle wave pattern. The pattern is an extension of the design and what makes Inside so special.



**INSIDE 2.0** / PENDANT

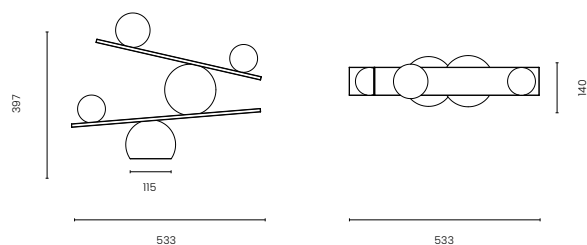


**INSIDE 2.0** / PENDANT



**Notchi Architects (Sweden)** integrates architecture and visual arts. Working with products, installations and architecture the understanding of the relation between space and object is strong and the quest to find the right objects for a specific space sometimes results in new products.

# **TECHNICAL SPECIFICATIONS**



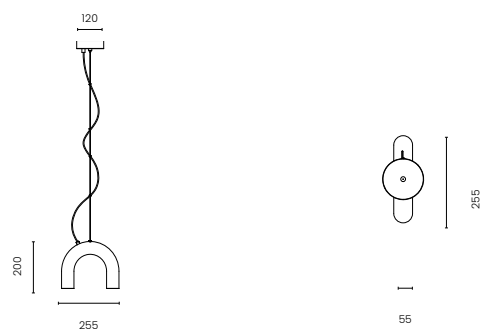
## Balance Table Lamp (2016) P. 18

Victor Castanera (Spain)

Description: Table lamp in steel with two opal glass. Glossy black paint (Black) and PVD coated brass and chrome. With interchangeable multi wall plug adapter for multi-country use.

Colors:	Black	VCBA1003	
	Brass	VCBA1010	
	Chrome	VCBA1011	

Environment: Indoor  
Watt: 5,5W (3,5W + 2W)  
Measurements: 397 mm (H), 533 mm (L), 140 mm (W)  
Cord: 180 cm  
LED info\*: Custom LED (included and replaceable)  
CCT 2700K, dimmable, CRI 90, 50.000h



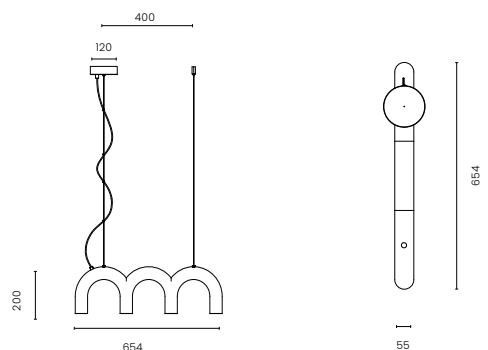
## Arch Single Pendant (2024) P. 49

Johan Lindsten (Sweden), Markus Johansson (Sweden)

Description: Pendant lamp in steel, bent and welded by hand. Each pillar is equipped with GU10 sockets. The lamp suspension details are in chrome finish, as well as the ceiling canopy. Suspension wires are adjustable with a griplock\* and power cable in transparent cover.

Colors:	White	MJAR2001.S	
	Black	MJAR2003.S	
	Blue	MJAR2006.S	
	Nude	MJAR2008.S	
	Custom	MJAR20.SXX	

Environment: Indoor  
Watt: max 2 x 20W (LED)  
Measurements: 200 mm (H), 255 mm (L), 55mm (W)  
Cord: 300 cm  
Fitting: GU10 (PAR16 Light bulb not included)



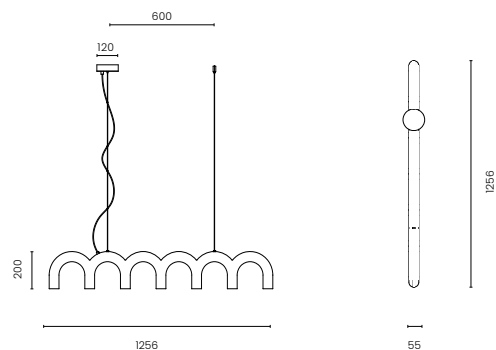
## Arch Triplette Pendant (2024) P. 48

Johan Lindsten (Sweden), Markus Johansson (Sweden)

Description: Pendant lamp in steel, bent and welded by hand. Each four pillars are equipped with a GU10 socket. Suspension fittings are in chrome finish, as well as the ceiling canopy. Suspension wires are adjustable with an griplock\* and power cable in transparent cover.

Colors:	White	MJAR2001.T	
	Black	MJAR2003.T	
	Blue	MJAR2006.T	
	Nude	MJAR2008.T	
	Custom	MJAR20.TXX	

Environment: Indoor  
Watt: max 4 x 20W (LED)  
Measurements: 200 mm (H), 654 mm (L), 55 mm (W)  
Cord: 300 cm  
Fitting: GU10 (PAR16 Light bulb not included)



## Arch Straight Pendant (2021) P. 45

Johan Lindsten (Sweden), Markus Johansson (Sweden)

Description: Pendant lamp in steel, bent and welded by hand. Each seven pillars equipped with GU10 sockets. The lamp suspension details are in chrome finish, as well as the ceiling canopy. Suspension wires are adjustable with a griplock\* and power cable in transparent cover.

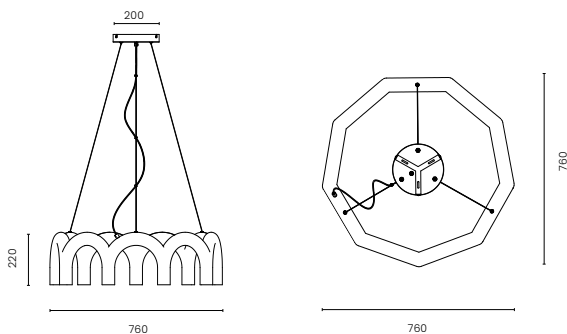
Colors:	White	MJAR2001	
	Black	MJAR2003	
	Blue	MJAR2006	
	Nude	MJAR2008	
	Custom	MJAR20.XX	

Environment: Indoor  
Watt: max 7 x 20W (LED)  
Measurements: 200 mm (H), 1256 mm (L), 55mm (W)  
Cord: 300 cm  
Fitting: GU10 (PAR16 Light bulb not included)



LED info\*: Updated and detailed information, please see product sheet or website.





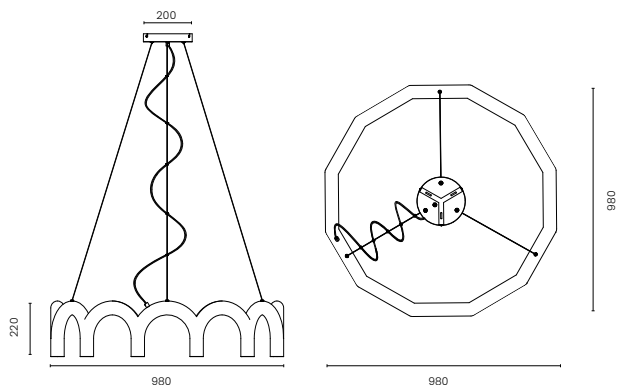
## Arch Circle 760 (2023) P. 50

Johan Lindsten (Sweden), Markus Johansson (Sweden)

Description: Circle pendant lamp in steel, bent and welded by hand. Each nine pillars are equipped with a GU10 socket. Suspension fittings are in chrome finish, as well as the ceiling canopy. Suspension wires are adjustable with an griplock® and power cable in transparent cover.

Environment: Indoor  
Watt: max 9 x20 W (LED)  
Measurements: 220 mm (H), 760 mm (Ø)  
Cord: 300 cm  
Fitting: GU10 (PAR16 Light bulb not included)

Colors: White MJAR2001.C1  
Black MJAR2003.C1  
Blue MJAR2006.C1  
Nude MJAR2008.C1  
Custom MJAR20.C1.XX



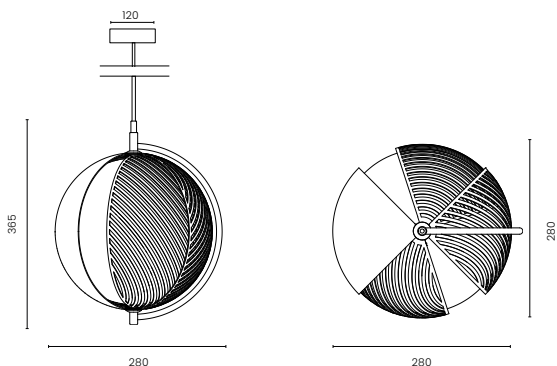
## Arch Circle 980 (2024) P. 52

Johan Lindsten (Sweden), Markus Johansson (Sweden)

Description: Pendant lamp in steel, bent and welded by hand. Each eleven pillars are equipped with a GU10 socket. Suspension fittings are in chrome finish, as well as the ceiling canopy. Suspension wires are adjustable with an griplock® and power cable in transparent cover.

Environment: Indoor  
Watt: max 12 x 20W (LED)  
Measurements: 220 mm (H), 980 mm (Ø)  
Cord: 300 cm  
Fitting: GU10 (PAR16 Light bulb not included)

Colors: White MJAR2001.C2  
Black MJAR2003.C2  
Blue MJAR2006.C2  
Nude MJAR2008.C2  
Custom MJAR20.C2.XX



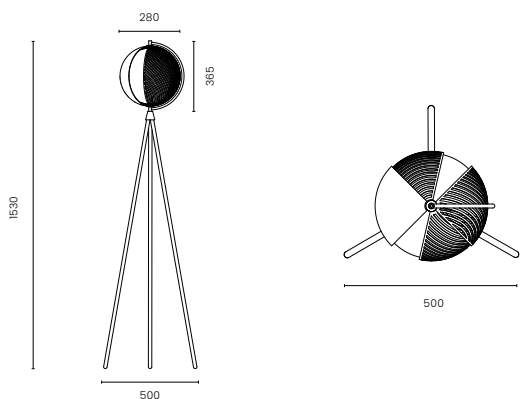
## Mondo Pendant (2018) P. 67

Antonio Facco (Italy)

Description: Steel and opal glass. Pendant lamp with four metal shades, mounted in pairs. Allows the beholder to interact with the lamp.

Environment: Indoor  
Watt: Max 40w  
Measurements: 365 mm (H), 280 mm (Ø)  
Cord: 300cm  
Fitting: E27 (Light bulb not included)

Colors: Black AFMO2003



## Mondo Floor (2018) P. 62

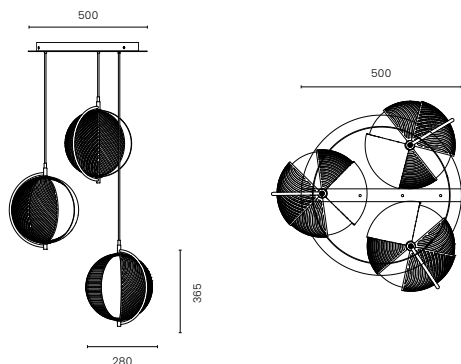
Antonio Facco (Italy)

Description: Floor lamp with four metal shades, mounted in pairs. Allows the beholder to interact with the lamp. Cable with on-off switch.

Environment: Indoor  
Watt: Max 40w  
Measurements: 365 mm (H), 280 mm (Ø)  
(Shade/glass) 1530 mm (H), 500 mm (Ø)  
(Height/base)  
Cord: 180cm  
Fitting: E27 (Light bulb not included)  
Cable dimmer switch.

Colors: Black AFMO3003





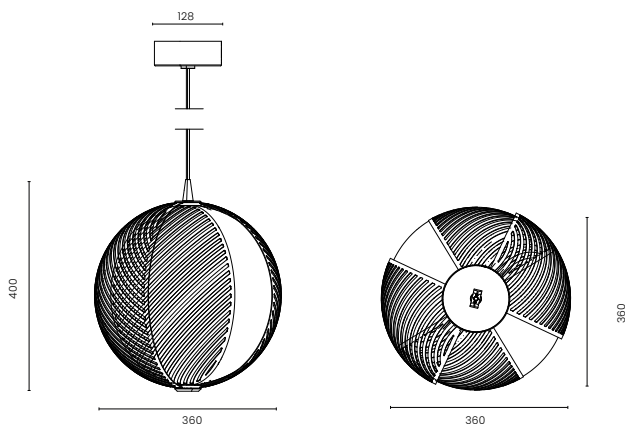
## Mondo Triplette (2018) P. 66

Antonio Facco (Italy)

Description: Configuration of three Mondo pendants. The movable shades allow the beholder to interact with the lamp. Finished with matt Black paint.

Colors: Black AFMO2003.X3 

Environment: Indoor  
Watt: Max 3 x 40 W  
Cord: 300cm  
Measurements: Each lamp: 365 mm (H), 280 mm (Ø)  
Canopy: 500 mm (Ø), 38 mm (H)  
Fitting: E27 (Light bulb not included)



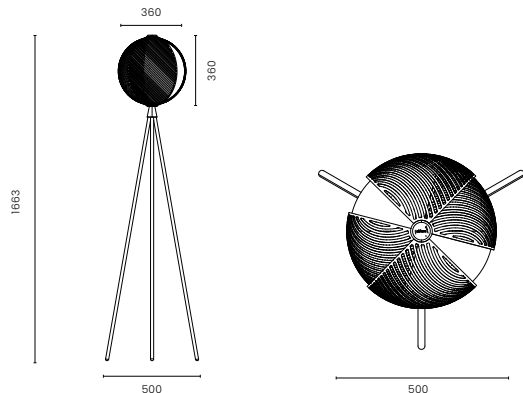
## Mondo Large Pendant (2018) P. 59

Antonio Facco (Italy)

Description: Steel and opal glass. Pendant lamp with four metal shades, mounted in pairs. Allows the beholder to interact with the lamp.

Colors: Black AFMO2003.V2   
Custom AFMO20XX.V2 

Environment: Indoor  
Watt: 10W  
Measurements: 400 mm (H), 360mm (Ø)  
Cord: 300cm  
LED info\*: 10W, output 750lm, CCT 3000K, CRI 90, SDCM 3, L80>50.000h, Driver: Phase cut dimmable, 110/230V.



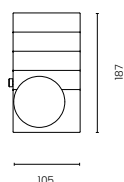
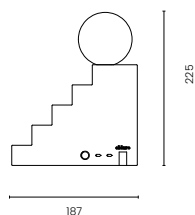
## Mondo Large Floor (2018) P. 60

Antonio Facco (Italy)

Description: Floor lamp with four metal shades, mounted in pairs. Allows the beholder to interact with the lamp. Cable with dimmer switch.

Colors: Black AFMO3003.V2   
Custom AFMO20XX.V2 

Environment: Indoor  
Watt: 9W  
Measurements: 360 mm (H), 360 mm (Ø)  
Leg height 1530 mm (H), 500 mm (Ø)  
Cord: 180cm  
10W, output 750lm, CCT 3000K, CRI 90, SDCM 3, L80>50.000h, Wall plug adaptor with cable dimmer switch



## Stair Table (2022) P. 33

Notchi Architects (Sweden)

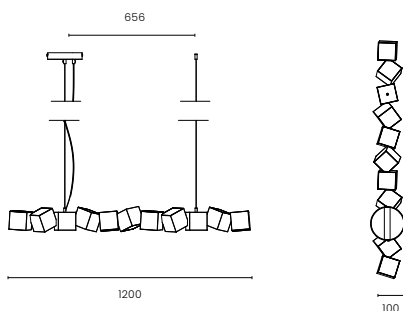
Description: Table lamp in steel and opal glass sphere equipped with G9 socket and rotary dimmer switch. The lamp also features with 2 x USB C charging ports.

Colors: Black NAST1003   
Yellow NAST1005   
Red NAST1007 

Environment: Indoor  
Watt: Max 3 W (LED)  
Measurements: 225 mm (H), 187 mm (L), 105 mm (W)  
Cord: 300 cm  
Fitting: G9 (Light bulb not included, use a dimmable light bulb.)  
Futures: 2 x output USB-C charging port  
Charging all Android phones, iPhone up to 14.



LED info\*: Updated and detailed information, please see product sheet or website.



## Blockchain 11 (2019) P. 5

Markus Johansson (Sweden)

Description: Pendant lamp providing downlight from every second cubes. Dimmable LED driver (DALI/PUSH DIM) is provided and fitted in the canopy. Steel wire suspensions and transparent cable.

Environment: Indoor

Watt: 6 x 5W

Measurements: 1200 mm (L), 100 mm (W), 100 mm (H)

Cord: 300 cm

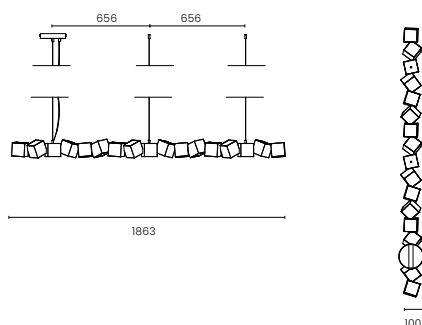
LED info:\* LED (replacable-spare part)

lm output 2400 lm, CCT 3000K, SDCM 3, CRI 90, L90>100.000h, Driver: Pushdim, DALI

Colors: White MJBL2001.X11

Black MJBL2003.X11

Alu. MJBL2012.X11



## Blockchain 17 (2019) P.8

Markus Johansson, Sweden

Description: Pendant lamp providing downlight from every second cubes. Dimmable LED driver (DALI/PUSH DIM) is provided and fitted in the canopy. Steel wire suspensions and transparent cable.

Environment: Indoor

Watt: 9 x 5W

Measurements: 1863 mm (L), 100 mm (W), 100 mm (H)

Cord: 300 cm

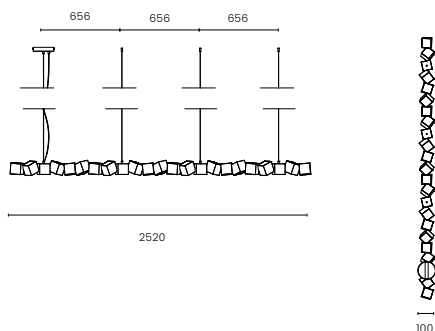
LED info:\* LED (replacable-spare part)

lm output 4050 lm, CCT 3000K, SDCM 3, CRI 90, L90>100.000h, Driver: Pushdim, DALI

Colors: White MJBL2001.X17

Black MJBL2003.X17

Alu. MJBL2012.X17



## Blockchain 23 (2019) P. 6

Markus Johansson (Sweden)

Description: Pendant lamp providing downlight from every second cubes. Dimmable LED driver (DALI/PUSH DIM) is provided and fitted in the canopy. Steel wire suspensions and transparent cable.

Environment: Indoor

Watt: 12 x 5W

Measurements: 2520 mm (L), 100 mm (W), 100 mm (H)

Cord: 300 cm

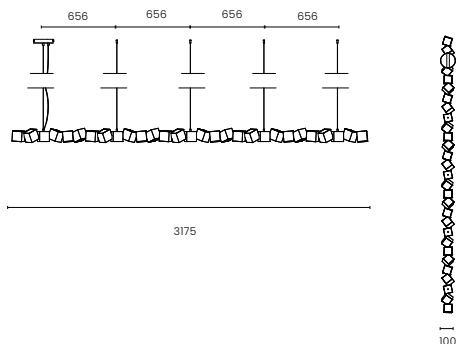
LED info:\* LED (replacable-spare part)

lm output 5400 lm, CCT 3000K, SDCM 3, CRI 90, L90>100.000h, Driver: Pushdim, DALI

Colors: White MJBL2001.X23

Black MJBL2003.X23

Alu. MJBL2012.X23



## Blockchain 29 (2019) P. 10

Markus Johansson, Sweden

Description: Pendant lamp providing downlight from every second cubes. Dimmable LED driver (DALI/PUSH DIM) is provided and fitted in the canopy. Steel wire suspensions and transparent cable.

Environment: Indoor

Watt: 15 x 5W

Measurements: 281 (H), 374 mm (Ø)

Cord: 300cm

LED info:\* LED (replacable-spare part)

lm output 6750 lm, CCT 3000K, SDCM 3, CRI 90, L90>100.000h, Driver: Pushdim, DALI.

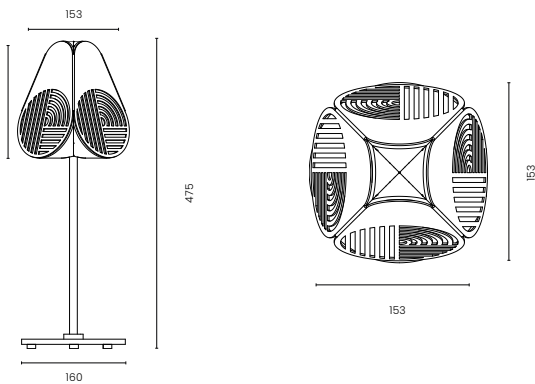
Colors: White MJBL2001.X29

Black MJBL2003.X29

Alu. MJBL2012.X29



LED info\*: Updated and detailed information, please see product sheet or website.



### Notic Table Lamp (2019) P. 81

Notchi (Sweden)

Description: Table lamp in patterned steel and casted opal glass. Complex geometry, textile cord.

Colors: Black BSNO1003

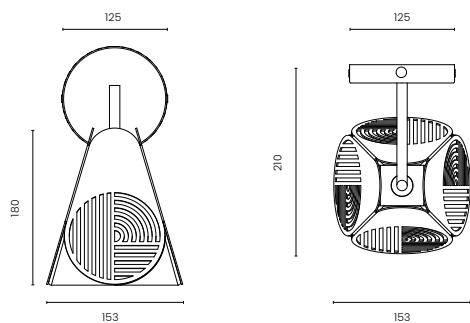

Environment: Indoor

Watt: Max 25 W

Measurements: 475 mm (H), 153 mm (W), 153 mm (D)

Cord: 2100 mm

Fitting: G9 (Light bulb not included)



### Notic Wall (2019) P. 79

Notchi (Sweden)

Description: Wall lamp in patterned steel and casted opal glass. Complex geometry, textile cord.

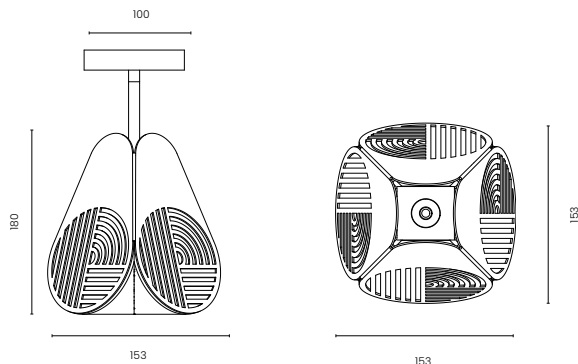
Colors: Black BSNO4003

Environment: Indoor

Watt: Max 25 W

Measurements: 180 mm (H), 153 mm (W), 153 mm (D), 210 mm (From wall to edge of the shade)

Fitting: G9 (Light bulb not included)



### Notic Ceiling (2019) P. 80

Notchi (Sweden)

Description: Ceiling lamp in patterned steel and casted opal glass. Complex geometry, textile cord.

Colors: Black BSNO2003

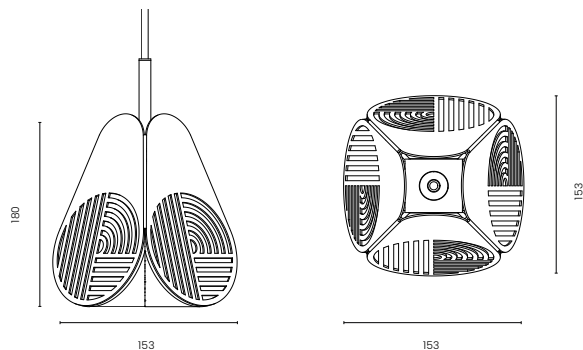
Environment: Indoor

Watt: Max 25 W

Measurements: 180 mm (H), 153 mm (W), 153 mm (D)

Cord: 300 cm

Fitting: G9 (Light bulb not included)



### Notic Pendant (2019) P. 80

Notchi (Sweden)

Description: Pendant lamp in patterned steel and casted opal glass. Complex geometry, textile cord.

Colors: Black BSNO2003

Environment: Indoor

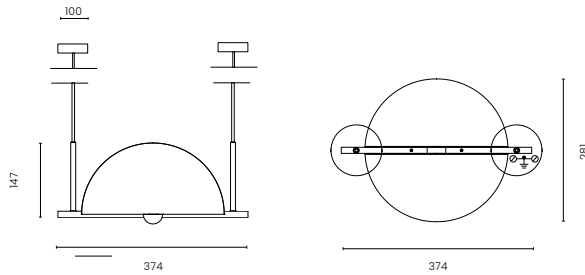
Watt: Max 25 W

Measurements: 180 mm (H), 153 mm (W), 153 mm (D)

Cord: 300 cm

Fitting: G9 (Light bulb not included)





## Trapeze Pendant (2018) P. 69

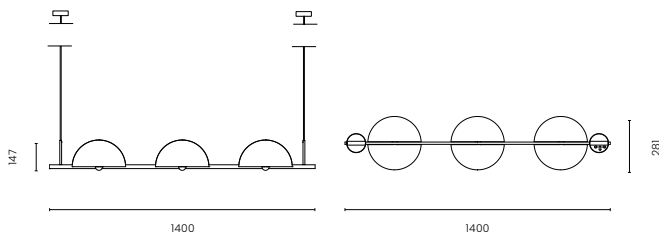
Jette Scheib (Germany)

Description: Steel with acrylic diffuser. Pendant lamp providing light in two different directions. Rotate each shade individual. Ceiling cup with fabric cable (1 electric terminal block).

Colors: Black JSTR2003



Environment: Indoor  
Watt: Max 2 x 20 W  
Measurements: 374mm (H), 281 mm (W), 147 mm (H)  
Cord: 300cm  
Fitting: 2 x E14 (Light bulb not included)



## Trapeze Triplette (2018) P. 70

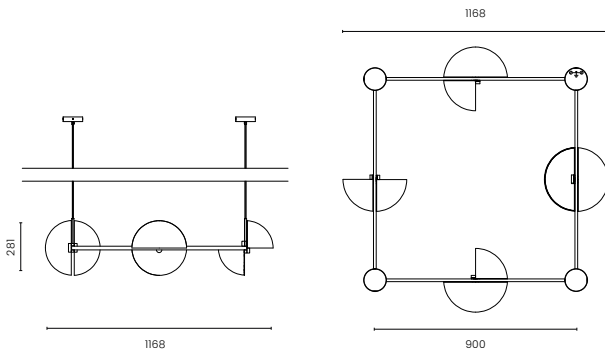
Jette Scheib (Germany)

Description: Steel with acrylic diffuser. Pendant lamp providing light in six directions. Rotate each shade individual. Ceiling cups with fabric cable (1 electric terminal block).

Colors: Black JSTR2003.X3



Environment: Indoor  
Watt: Max 6 x 20 w  
Measurements: 1400 mm (L) x 281 mm (W) x 147 mm (H)  
Cord: 300cm  
Fitting: 6 x E14 (Light bulb not included)



## Trapeze Quartette (2018) P. 73

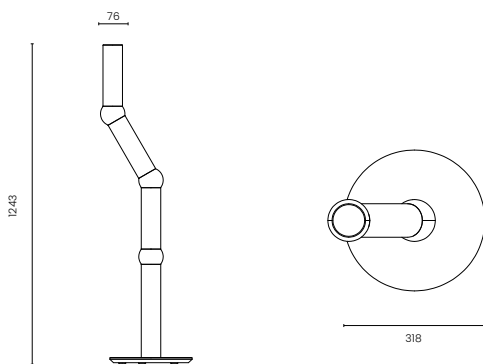
Jette Scheib (Germany)

Description: Steel with acrylic diffuser. Pendant lamp providing light in eight directions. Rotate each shade individual. Ceiling cups with fabric cable (1 electric terminal block).

Colors: Black JSTR2003.X4



Environment: Indoor  
Watt: Max 8 x 20 w  
Measurements: 900 mm tube. 1168mm total length x 281 mm (H)  
Cord: 300cm  
Fitting: 8 x E14 (Light bulb not included)



## Lightbone Floor lamp (2023) P. 13

FÄRG & BLANCHE (Sweden/France)

Description: Floor lamp in solid oak wood, opal glass as connections, recessed solid brass plate on top as a rotating dimmer switch. The color version are made with linseed oil.

Colors: Blue oak FBUL3006



Black oak FBUL3003



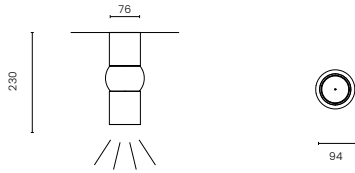
Natural oak FBUL3013



Environment: Indoor  
Watt: Max 3 x 3 w  
Measurements: 1243 mm (H) x 318 mm (Ø Base), 76 mm (Ø Pipe)  
Cord: 180cm  
LED info\*: LED 3 x 3W, 750 lm, CCT 2700K, SDCM 3, CRI 90, L90>50.000h, rotary dimmer switch.



LED info\*: Updated and detailed information, please see product sheet or website.



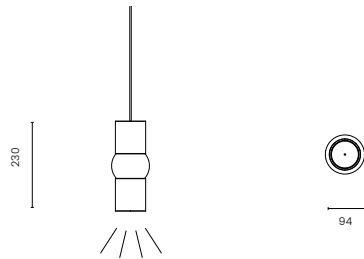
## Lightbone Small Ceiling lamp (2023) P. 21

FÄRG & BLANCHE (Sweden/France)

Description: Ceiling lamp in solid oak wood, opal glass as a connection for ambient light, downlight with reflector for direct light. The color versions are made with linseedoil.

Colors: Black oak FBI2003.S  
Blue oak FBI2006.S  
Natural oak FBI2013.S

Environment: Indoor  
Measurements: 230 mm (H) x 94 mm (Ø)  
Cord: 300cm  
LED info\*: 10W Downlight 1000 lm, 3W opal glass 250 lm, CCT 2700K, CRI 90, SDCM 3, L80>50.000h.  
Beam angle: 36°  
Driver: Phase cut dimmable



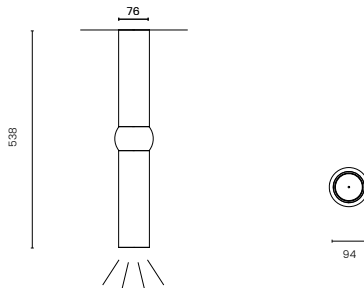
## Lightbone Small Pendant lamp (2023) P. 19

FÄRG & BLANCHE (Sweden/France)

Description: Pendant lamp in solid oak wood, opal glass as a connection for ambient light, downlight with reflector for direct light. The color versions are made with linseedoil.

Colors: Black oak FBI2003.S  
Blue oak FBI2006.S  
Natural oak FBI2013.S

Environment: Indoor  
Measurements: 230 mm (H) x 94 mm (Ø),  
Cord: 300cm  
LED info\*: 10W Downlight 1000 lm, 3W opal glass 250 lm, CCT 2700K, CRI 90, SDCM 3, L80>50.000h.  
Beam angle: 36°  
Driver: Phase cut dimmable



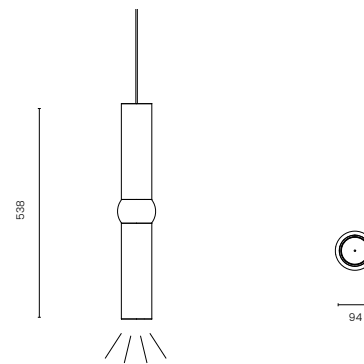
## Lightbone Medium Ceiling lamp (2023) P. 18

FÄRG & BLANCHE (Sweden/France)

Description: Ceiling lamp in solid oak wood, opal glass as a connection for ambient light, downlight with reflector for direct light. The color versions are made with linseedoil.

Colors: Black oak FBI2003.M  
Blue oak FBI2006.M  
Natural oak FBI2013.M

Environment: Indoor  
Measurements: 538 mm (H) x 94 mm (Ø),  
Cord: 300cm  
LED info\*: 10W Downlight 1000 lm, 3W opal glass 250 lm, CCT 2700K, CRI 90, SDCM 3, L80>50.000h.  
Beam angle: 36°  
Driver: Phase cut dimmable



## Lightbone Medium Pendant lamp (2023) P. 18

FÄRG & BLANCHE (Sweden/France)

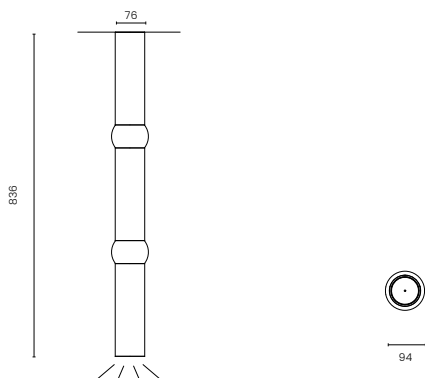
Description: Pendant lamp in solid oak wood, opal glass as a connection for ambient light, downlight with reflector for direct light. The color versions are made with linseedoil.

Colors: Black oak FBI2003.M  
Blue oak FBI2006.M  
Natural oak FBI2013.M

Environment: Indoor  
Measurements: 538 mm (H) x 94 mm (Ø),  
Cord: 300cm  
LED info\*: 10W Downlight 1000 lm, 3W opal glass 250 lm, CCT 2700K, CRI 90, SDCM 3, L80>50.000h.  
Beam angle: 36°  
Driver: Phase cut dimmable



LED info\*: Updated and detailed information, please see product sheet or website.



## Lightbone Large Ceiling lamp (2023) P. 20

FÄRG & BLANCHE (Sweden/France)

Description: Ceiling lamp in solid oak wood, opal glass as a connection for ambient light, downlight with reflector for direct light. The color versions are made with linseed oil.

Colors: Black oak FBI2003.L

Blue oak FBI2006.L

Natural oak FBI2013.L



Environment: Indoor

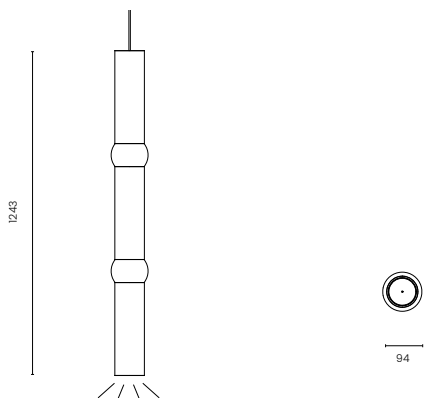
Measurements: 836 mm (H) x 94 mm (Ø),

Cord: 300cm

LED info\*: 10W Downlight 1000 lm, 2 x 3W opal glass 250 lm, CCT 2700K, CRI 90, SDCM 3, L80>50.000h.

Beam angle: 36°

Driver: Phase cut dimmable



## Lightbone Large Pendant lamp (2023) P. 18

FÄRG & BLANCHE (Sweden/France)

Description: Pendant lamp in solid oak wood, opal glass as a connection for ambient light, downlight with reflector for direct light. The color versions are made with linseed oil.

Colors: Black oak FBI2003.L

Blue oak FBI2006.L

Natural oak FBI2013.L



Environment: Indoor

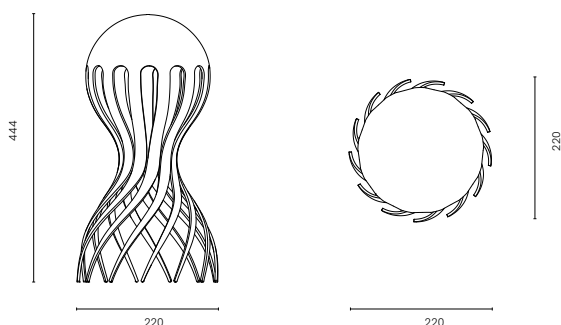
Measurements: 836 mm (H) x 94 mm (Ø),

Cord: 300cm

LED info\*: 10W Downlight 1000 lm, 2 x 3W opal glass 250 lm, CCT 2700K, CRI 90, SDCM 3, L80>50.000h.

Beam angle: 36°

Driver: Phase cut dimmable



## Cirrata Table (2011) P. 75

Markus Johansson (Sweden)

Description: Table lamp is made in aluminum with a decorative light effect. Textile cable with dimmer switch. Interchangeable multi wall plug adapter for multi country use.

Colors: White MJCI1001

Grey MJCI1002



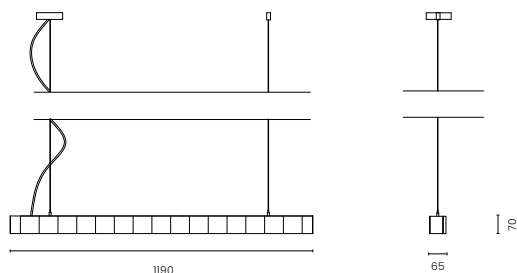
Environment: Indoor

Watt: 3.2 W

Measurements: 444 mm (H), 220 mm (Ø)

Cord: 180cm

Fitting: LED (replaceable) 2700K



## Superwave Pendant (2024) P. 27

Notchi Architects (Sweden)

Description: Pendant lamp in wave shape body and anti glare louvers. Downlight and uplight with suspension steel wire griplock® and transparent cable. Integrated driver.

Colors: White NASW2001

Custom NASW20.XX



Environment: Indoor

Watt: 46 W

Measurements: 1190 mm (L), 70 mm (H), 65 mm (W)

Cord: 300cm

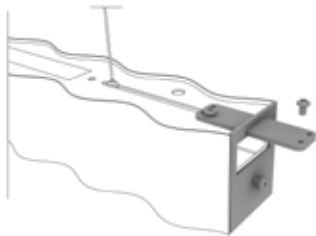
LED info\*: 102lm/W, 3289lm uplight, 1m, 1410lm downlight, CCT 3000K, CRI 90, SDCM 3, L90>100.000h.

DALI / Pushdim.



LED info\*: Updated and detailed information, please see product sheet or website.





### Superwave mid-connection (2025) P. 31

Notchi Architects (Sweden)

Description: Fitting for mid-section connection. Continuous fitting for straight line.

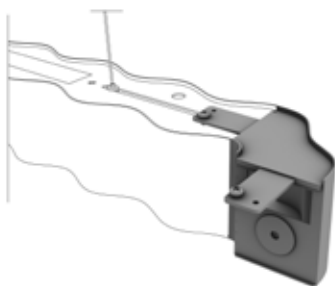
Colors: White NASW2001.MD

Custom NASW20.MD.XX



Environment: Indoor

Fitting: Mid section connection



### Superwave 90° corner (2025) P. 31

Notchi Architects (Sweden)

Description: Fitting for cornering 90degrees left or right turns.

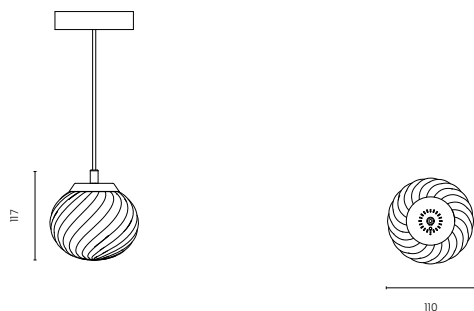
Colors: White NASW2001.C90

Custom NASW20.C90.XX



Environment: Indoor

Fitting: 90 degree angle left and right



### Inside 2.0 Single (2017) P. 85

Morten & Jonas (Norway)

Description: The pendant consist with a twisted glass. Metal parts in black. The light diffuses and spread a gentle wave pattern.

Colors: Black MJIN2000



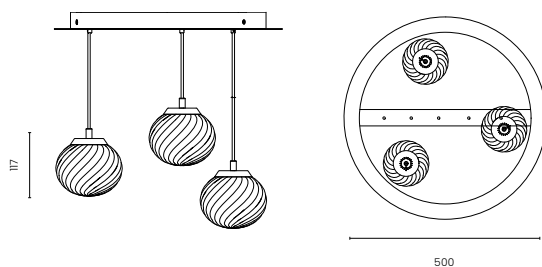
Environment: Indoor

Watt: Max 5W

Measurements: 117 mm (H) 110 mm (Ø)

Cord: 300cm

LED info\*: 10W, output 1004lm, CCT 3000K, CRI 90, SDCM 3, L80>50.000h, Driver: Phase cut dimmable



### Inside 2.0 Triplette (2017) P. 86

Morten & Jonas (Norway)

Description: The pendant consist with a twisted glass. The light diffuses and spread a gentle wave pattern. Ceiling canopy pre set positions for tripple hanging.

Colors: Black MJIN2000.X3



Environment: Indoor

Watt: Max 3 x 5 W

Measurements: 117 mm (H) x 110 mm (Ø)

Cord: 300 cm

LED info\*: 3x10 W, 1m output 1004lm, CCT 3000K, CRI 90, SDCM 3, L80>50.000h, Driver: Phase cut dimmable



LED info\*: Updated and detailed information, please see product sheet or website.

**oblure**

