





<b>FOUNDER'S INTRODUCTION</b>	<b>2</b>
<b>MATERIALS AND FINISHES</b>	<b>4</b>
<b>PROJECTS</b>	<b>17</b>
RESIDENTIAL	18
COMMERCIAL	30
<b>COLLECTIONS</b>	<b>37</b>
CASCATA	38
TORRES	44
HEPWORTH	52
AVALON	54
NIMBUS	62
SASHA	69
MODULO	72
PENDULUM	86
ROMA	90
GAIA	98
IVY	102
TREVI	106
AXIS	114
ARTES	116
ANVERS	122
RING	126
HERON	134
LUCID	138
CLOUDESLEY	144
CIELO	148
ARRAY	154
OSCAR	158
CARAPACE	160
FLOREN	164
PETRA	166
TINTO	170
MEZZO	172
LUNAR	174
ABSTRACT	176
BRAQUE	178
ACROPOLIS	180
COLUMBO	182
STELLA	184
<b>BATHROOM LIGHTS</b>	<b>185</b>
ANVERS	186
MODULO	188
MEZZO	190
ARTES	192
TORRES	194
HEPWORTH	200
WHISTLER	204



Founded in 1998 by Chris and Clare Turner, CTO Lighting launched their first collection on the guiding principles of designing lights of uncompromising quality, using only the finest materials and working with elite British craftsmen. This collection of lighting symbolised elegance and the excellence of British design and manufacturing; the benchmark for all future collections.

Chris, CEO, an engineer by training, gained great technical expertise to design and manufacture lighting with meticulous detail. Clare, Creative Director, formerly worked in fashion and has provided invaluable design and commercial expertise.

Realising there was a demand for more premium, contemporary lighting, Chris and Clare focused on luxurious materials in their fixtures; hand finished brass, mouthblown glass and artisan crafted stone. This refinement in the use of materials, gained CTO a reputation as a leading manufacturer of understated luxury lighting through their distinctive style and quality.

CTO Lighting has worked with leading industry figures including: David Collins Studio, Philippe Starck and Martin Brudnizki Design Studio, on prestigious interiors worldwide. CTO Lighting has been commissioned for bespoke lighting for The Savoy Hotel, The Dorchester London, St Pancras Renaissance Hotel and Chiltern Firehouse.

Under the creative direction of Chris and Clare, CTO Lighting has worked with respected and award winning designers, to bring depth to their collection; Autoban, Michaël Verheyden, Stéphane Parmentier, Dan Yeffet, Federico Peri.

In 2016, CTO Lighting opened its first exclusive Showroom in London, providing a space to showcase its luxurious products. The CTO Lighting collection is now distributed globally to some of the foremost design led retailers and works with leading international interior designers and architects.











CTO Lighting prides itself on British design & manufacturing, using the highest quality, durable materials, resulting in a truly timeless product. Our suppliers are carefully selected ensuring that all involved in the process of creating a CTO Lighting fixture held the highest standards in the industry. Currently, 80% of our suppliers are based in the United Kingdom, 15% are based in Europe and 5% are based in the rest of the world.





## MOUTH BLOWN GLASS

The delicacy and beauty of mouthblown glass is achieved with centuries of traditional techniques creating a variety of forms, which provide a naturally diffused and ambient glow when illuminated. Opal, smoked, sfumato... all techniques developed with our artisan partners to create unique pieces of pure joy.






SATIN BRASS

Brass is a predominant feature of CTO Lighting pieces, which is processed by hand, followed by various artisanal techniques to create the exquisite finishes of satin, antique and polished brass, as well as bronze patination creating a unique and rich finish.

Each panel of glass is unique; the undulations are formed by our artisans, who skilfully cast the glass on a handmade mould. The rectangular cut glass is carefully positioned to achieve the correct organic profile with a wave-like motion and watery texture. During this process, a wash of crushed glass is added to create the graduated appearance of solid to clear opacity.





The unique veining of this soft, smooth, sedimentary gypsum rock creates truly unique lighting; some alabaster stone is almost white, whilst others have natural striations. The glow of an alabaster shade is evocative, ensuring a memorable and impressive piece.

ALABASTER STONE









## **FRITTED GLASS**

Our signature frittered glass is handcrafted especially for CTO Lighting, creating its unique, translucent quality. Each individual piece of glass is hand-crafted by our artisans creating individual pieces of glass for every light.

# PROJECTS

<b>RESIDENTIAL</b>	<b>18</b>
HOUSE IN THE WOODS	18
CROWN ESTATE	22
PENTHOUSE APARTMENT	26
<b>COMMERCIAL</b>	<b>30</b>
NORM ARCHITECTS	30
TORRISI RESTAURANT	34

# HOUSE IN THE WOODS

RESIDENTIAL  
COPENHAGEN – DENMARK

## FEATURING:

NIMBUS PENDANT  
HERON FLOOR  
RING PENDANT  
RING TABLE

An enchanting project situated at the heart of the forest in Gelderland, Netherlands, surrounded by a panoramic view of the river and floodplains. Making perfect use of this picturesque and diverse landscape, Grand & Jonson have cleverly designed the property so that each space displays and showcases a different vista.

## PROJECT:

GRAND & JOHNSON  
@GRAND\_JOHNSON

## PHOTOGRAPHY:

FLARE DEPARTMENT  
@FLAREDEPARTMENT

NIMBUS PENDANT | SATIN BRASS







RING TABLE





# CROWN ESTATE

RESIDENTIAL

LONDON - UNITED KINGDOM

**FEATURING:**

PENDULUM PENDANT

ANVERS PENDANTS

A prime refurbishment project on the Crown Estate completed in house by JSRE Development. A fresh, modern palette has been paired with luxury materials and textures, bringing a clean and timeless aesthetic to the space. The lighting design is rich in materiality and style, adding to the contemporary yet luxe feel of the space, and a nature-inspired theme runs throughout, connecting the property to its geographical surroundings.

**PROJECT:**

JSRE PARTNERS

@JSREPARTNERS

**PHOTOGRAPHY:**

PAUL CRAIG

@PAULLMCRAIG

ANVERS PENDANT SMALL | BRONZE









PENDULUM PENDANT



# PENTHOUSE APARTMENT

RESIDENTIAL

BELGRADE - SERBIA

## FEATURING:

ARTES WALL

ANVERS PENDANTS

An opulent penthouse apartment Located in the heart of Belgrade and designed by NK architects. The interior strikes the perfect balance between contemporary luxury living and the refined heritage of this historical building. CTO lighting was used throughout to achieve this harmony and highlight the unique aspects of the property.

ANVERS PENDANTS

## PROJECT:

NK ARCHITECTS

@NK\_ARCHITECTS\_









# NORM ARCHITECTS

COMMERCIAL

COPENHAGEN – DENMARK

## FEATURING:

CIELO WALL

BRAQUE TABLE

Founded in 2008, Norm Architects is a Copenhagen-based practice working with design to enrich the human experience. Each project – be it architecture, interiors, or products – exemplifies minimalism infused with a larger aim to reimagine the built environment through designs that embrace mind and body.

## PROJECT:

NORM ARCHITECTS

@NORMARCHITECTS

BRAQUE TABLE










CIELO WALL



# TORRISI RESTAURANT

COMMERCIAL

NEW YORK – UNITED STATES

## FEATURING:

LUCID PENDANT

ACROPOLIS TABLE

Situated within the esteemed Puck Building in the heart of Manhattan, Torrisi Bar & Restaurant stands as an epitome of Italian culinary excellence under the masterful guidance of the renowned Chef Rich Torrisi.

The grandeur of this New York sanctuary is heightened by CTO Lighting's signature material: alabaster. Gracing the interiors are eight exquisite Lucid Pendant lights, harmoniously paired with Acropolis table lights, welcoming guests into an ambiance of warmth and opulence.

## PROJECT:

TORRISI RESTAURANT

@MAJORFOODGROUP

WWW.TORRISINYC.COM

## DESIGNER:

GARRETT SINGER

@GARRETTINGERDESIGN

LUCID PENDANT







ACROPOLIS TABLE



# COLLECTIONS

CASCATA	38
TORRES	44
HEPWORTH	52
AVALON	54
NIMBUS	62
SASHA	69
MODULO	72
PENDULUM	86
ROMA	90
GAIA	98
IVY	102
TREVI	106
AXIS	114
ARTES	116
ANVERS	122
RING	126
HERON	134
LUCID	138
CLOUDESLEY	144
CIELO	148
ARRAY	154
OSCAR	158
CARAPACE	160
FLOREN	164
PETRA	166
TINTO	170
MEZZO	172
LUNAR	174
ABSTRACT	176
BRAQUE	178
ACROPOLIS	180
COLUMBO	182
STELLA	184

CASCATA CHANDELIER | SATIN BRASS

The CASCATA Chandelier, with its fluid glass panels and contrasting triangular frame, is a highly unique, sculptural feature. The sleek metalwork forms a beautiful graphic structure when viewed from above, which is juxtaposed against the artisanal glass panels evocative of deep rivulets and flowing water.









CASCATA CHANDELIER | SATIN BRASS



Taking inspiration from waterfalls around the world, the glass has been crafted to mimic the dramatic movement of the free-flowing natural phenomena. Every piece has a subtle gradient, with opaque glass at the top gradually transitioning into clear. This almost icelike texture softens the LED light from above, providing a mystical, ethereal glow.





CASCATA CHANDELIER | POLISHED NICKEL



TORRES stands proud in its elevated form. The sculptural conical shade is reminiscent of ancient towers, where this shape symbolised strength and stability. A simple and refined design that showcases truly exquisite metalwork, handcrafted and assembled in the UK.











TORRES FLOOR | POLISHED NICKEL

Perfectly proportioned, the funnelled shade complements the solid base. Available in polished nickel, bronze or alabaster stone, the shade directs a strong upwards illumination that is ideal for lighting ceilings and corners. The alabaster shade (available with the bronze base) offers a more decorative element and diffuses the light for a softer ambience.



TORRES WALL | BRONZE WITH ALABASTER SHADE





TORRES PENDANT | BRONZE WITH ALABASTER SHADE





Each finish of either polished nickel or bronze makes a strong architectural statement. The bronze metalwork provides an understated luxury and for a lighter tone, the TORRES is transformed with a highly mirrored finish of polished nickel.







**AVALON** CHANDELIER | BRONZE






Ornamental Minimalism at its best. AVALON is inspired by the legendary island, from where mystical stories of light and shadows have enchanted the world for centuries.

The collection blends classical proportions with decorative artisan materials and turns the concept of a chandelier on its head. The AVALON encases a precious ring of alabaster columns within the framework of the light resulting in a new unique chandelier. The ethereal light quality emanates from the brass or bronze fitting creating an exquisite sculptural piece.







AVALON TRIPLE | BRONZE



The AVALON chandeliers can be used solo, creating an elegant centrepiece, or arranged in multiples of varying sizes, producing a decorative statement. The Halo and Triple chandeliers are an elevated level of luxury, with their tiered height creating a dramatic feature.

The various formats and sizes within the collection allow for scalability, for use in residential and commercial interiors.





AVALON HALO | SATIN BRASS








NIMBUS CASCADE | SATIN BRASS



Each piece of glass is unique. The droplets are hand-formed by our artisans using a process where undulations and crystal-like textures form. The translucent glass is complemented and beautifully framed by the symmetrical metalwork. The light emitted is a warm, soft glow. Referencing both retro and modern aesthetics, the NIMBUS creates a stunning centrepiece and transfixes those who see it.



NIMBUS chandeliers possess a scale and proportion that commands attention within an interior, simultaneously exuding refinement through the delicate nature of its artisan glass. The NIMBUS ROUND cloud-like version has a framework that is circular, where the glass profile has a soft, fully curved silhouette emanating an ethereal defused light.








NIMBUS WALL | BRONZE















The MODULO collection, designed in collaboration with Federico Peri, combines functionality and artisanal craftsmanship. The design emphasises geometric forms in modular compositions. The glowing domes are arranged in a linear pattern, allowing light to reflect along the transparent, elongated glass disc and metal frame.

Each smoked kiln cast glass piece is unique, hand-crafted by artisans, textured and subtly tinted, true to the qualities of CTO Lighting. The jewel like glass module is suspended by hand-finished brass, providing a delicate and decorative framework.



MODULO VERTICAL | SATIN BRASS













**MODULO** HORIZONTAL | BRONZE



MODULO HORIZONTAL | SATIN BRASS









MODULO GRID 11 | SATIN BRASS





PENDULUM; the stunning collection from CTO Lighting in collaboration with Dan Yeffet, the AD100 accredited Parisian design studio.

Combining the flair of European design with the expertise of British craftsmanship, PENDULUM presents a striking collection of contemporary lights.

Balance and refinement are the key elements of the PENDULUM collection, inspired by the timepiece, with its mesmerising and hypnotic qualities.

The PENDULUM Collection includes pendant, wall, and floor lights, and is available in either a satin brass or bronze finish.

The PENDULUM collection allows for flexibility, being able to be used as a single feature, or in the case of the pendant and wall lights, displayed as multiples for a dramatic effect.

An arrangement of pendant lights work especially well as a centrepiece in atriums and stairwells, illuminating the space with the striking grace and elegance associated with the work of Dan Yeffet.

The PENDULUM collection emanates light, which appears to oscillate in concentric bands from the light source, encased and diffused by the mouthblown, curved glass.









The ROMA collection is inspired by the great architectural forums and churches of Ancient Rome. Taking reference from the vast windows where alabaster stone was used to cast an ethereal glow that bathed the floor in a warm ambience light. Celebrating the simplicity of line and form, The ROMA collection is designed to highlight the noble quality of materials. Its modern silhouette creates a sleek profile which seamlessly highlights a wall or ceiling.





Featuring a fully dimmable, integrated LED, the pendant light produces a sophisticated ambience, cascading light throughout the room. ROMA can be used as a single pendant light, creating an elegant centrepiece, or combined with the wall lights for a decorative statement.



ROMA PENDANT | BRONZE



The modern silhouette of ROMA creates a sleek profile, which seamlessly illuminates both upwards and downwards like the ancient church windows. The light diffuses through the unique alabaster veining of each ROMA shade, projecting a warm ambient glow.











GAIA wall lights take inspiration from the Art Deco period where refined sleek lines heralded a new period of glamour and modernity.

The GAIA collection of wall lights has been designed with precision engineering, enabling them to project from the wall seamlessly. This carefully considered detail, combined with the handblown

glass shades, gives GAIA its distinct elegance. The compact nature of these wall lights makes them versatile for use in almost any scale of interior, being particularly suited for spaces with a narrow profile. GAIA Wall Lights can be used in multiples for creative placements, and both versions can be mounted facing upwards or downwards.

GAIA WALL TALL | SATIN BRASS WITH MATTE OPAL SHADE





GAIA WALL | BRONZE WITH HAND SHAPED SMOKED GLASS SHADE





IVY Collection is an expression of organic lines with perfectly balanced composition. The brass and bronze combination is complimented by the glowing opal or smoked glass shades.







IVY 8 PENDANT | SMOKED GLASS







TREVI 3 PENDANT | SATIN BRASS

Inspired by the famous fountain at the Piazza di Trevi, the junction of three roads which marks the terminal point of an aqueduct. The arms of the Trevi pendant are sculptured from solid brass and satined to give the light its CTO signature look and feel, providing the perfectly balanced composition.







A grand statement of graphic precision, the TREVI MULTI is a series of satin brass or bronze arms arranged to illuminate a larger space and can be scaled to fit any interior. Originally inspired by the famous fountain at the Piazza di Trevi, the new multi-arm version features elongated brass or bronze arms composed in a grid like formation that provides light at two or three tiers.

Easily scalable, TREVI MULTI features a unique, grid-like formation of solid brass arms that provide a perfectly balanced composition. The beautifully matt, acid-etched glass shades at the end of each machined arm, gently diffuse light to give the signature CTO ambient glow. All versions of this contemporary pendant can be dimmed to control the mood, providing both brightness and a soft ambience.

A unique showstopper for residential and commercial projects alike, this collection of pendant lights is perfectly suited to higher ceilings and grand interiors where dramatic scale and proportion are sought.












A modern decorative pendant, AXIS is inspired by antique street lamps that blend linear form with decorative details to deliver a unique combination that is a great centrepiece to an interior. Finished in satin brass or bronze with conical smoked glass shades.

AXIS PENDANT | SATIN BRASS







**ARTÉS** PENDANT | BRONZE



An architectural beam of light fused with premium materials such as bronze, satin brass and honed alabaster creates an elegant pendant which can be used singularly or as a composition creating endless possibilities to personalise a space.

Form and function in one light. ARTÉS offers a decorative solution to a functional space celebrating nature's finest materials.









ARTÉS COLLECTIVE | BRONZE





ARTÉS FLOOR | BRONZE







ANVERS PENDANT | LARGE | BRONZE

In pursuit of minimal luxury, the Anvers collection, from CTO Lighting, is inspired by Antwerp, a city and region of refined Flemish beauty and elegance.

Renowned for its classical architecture and understated luxury, Antwerp is a cultural gem, reflected in the Anvers collection of lighting, which bears its name.





ANVERS WALL





**ANVERS PENDANT | SMALL | SATIN BRASS**



RING is inspired by strong light and shadows, the chiaroscuro effect within one light fitting.

The light from within highlights the differences between the ring sizes and adds a dramatic sculptural yet gentle effect to the light. It is equally beautiful both on and off.











RING TABLE | BRONZE





RING WALL | BRONZE



RING WALL TALL | BRONZE



RING PENDANT | SATIN BRASS







**HERON** FLOOR | BRONZE WITH CALACATTA VIOLA MARBLE BASE





**HERON FLOOR | SATIN BRASS**





HERON TABLE | SATIN BRASS



HERON WALL | SATIN BRASS



Designed by Michaël Verheyden for CTO Lighting, the LUCID collection is inspired by Parisian Brasseries and Snowdomes. Both functional and sculptural the light celebrates premium materials, honed alabaster, satin brass, bronze and silvered oxidised brass.

LUCID TABLE



LUCID PENDANT



LUCID PENDANT 200 | SATIN BRASS











Named after the Georgian street, home of the CTO showroom, CLOUDESLEY reflects an era of style and splendour.

CLOUDESLEY collection revisits classical lines, effortlessly interpreted through bronze or brass metalwork with etched opal glass shades, bringing a cloud like form, to modern and sophisticated interiors of today.





**CLOUDESLEY** CHANDELIER | BRONZE





The collection takes its inspiration from the architectural cupola. When combined with our unique artisan glass finish, the semi-transparent shallow dome reflects the light source in a special way, which is both functional and ethereal. The LED source is hidden from view and is contained within a satin brass or bronze cupped centre.





CIELO PENDANT | SATIN BRASS













Inspired by the Italy of the 60's. Familiar yet modern, its distinctive form with rotating arms comes with hand-blown opal shades, or cotton shades, allowing the sculptural piece to be repositioned. The metalwork is brass, then bronzed and hand waxed which contrasts with the brass detailing.



ARRAY OPAL PENDANT







OSCAR FLOOR





ARRAY OPAL TABLE





CARAPACE WALL



A modern re-interpretation of a 1920's light. Hand-spun metal shades are finished in bronze and brass. Carefully designed holes in the brass disc allow light to glow within the bronze spinning creating a warm glow. The opal glass shade diffuses the light evenly.



CARAPACE CHAIN PENDANT





Inspired by the arts and crafts movement. Contrasting metal chains both support the structure and add decoration to the light.



FLOREN 2 PENDANT







PETRA PENDANT | LARGE | SATIN BRASS WITH SMOKED INNER CORE









PETRA PENDANT | LARGE | SATIN BRASS WITH SMOKED INNER CORE



PETRA pendant light perfectly reflects the delicacy and the strength of our natural world. A soft meteoric core of molten smoked glass or opal glass juxtaposed with a second outer layer of thick curvaceous tinted glass. The combination creates a depth of light and form.

These refined translucent glass pendants can either be used as a singular statement light or in multiples to create a delicate display of lights that echo the rhythmic pattern evocative of pebbles on the beach.



PETRA PENDANT | BRONZE WITH OPAL INNER CORE



TINTO PENDANT | SATIN BRASS



Inspired by nature's gentle shapes of the Tinto Hill in Scotland and chosen for its ability to cast light downward in a dramatic way, the shallow conic shade of TINTO Pendant is fitted with a warm ambient integrated LED light that brings drama in scale with minimal lines over the objects.



MEZZO CLUSTER | SATIN BRASS

MEZZO speaks for itself, a simple and timeless pendant light that can illuminate any interior effortlessly. The elegant, opal glass shades are suspended from the ceiling by a sleek brass drop rod that can be cut to size to suit your unique space. Striking on its own, this glass pendant can be used in multiples to create stunning compositions and is especially effective in groups of three over long tables or kitchen islands.

MEZZO PENDANT | SATIN BRASS





LUNAR PENDANT





A timeless sculptural piece in bronze and satin brass. Our artisans fashion this light from several different handmade processes, ensuring that the rings are never perfectly round. This light has become a classic piece for CTO Lighting.





Designed as an abstract leaf, shaped with two simple folds, keeping the simplicity and elegance of nature itself. The rotatable shade allows for shadows and shapes to be created and played with on the wall.

Sand-cast from solid bronze, keeping the natural undulation of this superb metal, the base is then waxed. It is available in bronze or antique brass finish. The oval linen or silk handmade shades add luxury and have a matching top diffuser, to prevent any glare when viewed from above.









COLUMBO TABLE









# BATHROOM LIGHTS

ANVERS	186
MODULO	188
MEZZO	190
ARTES	192
TORRES	194
HEPWORTH	200
WHISTLER	204



ANVERS WALL & CEILING IP44 | SATIN BRASS



Refined and elegant, the ANVERS Wall Light showcases CTO Lighting's trademark materials - satin brass, bronze, and alabaster stone. Expertly manufactured, this is a compact fixture that gently diffuses light through a solid alabaster disc. IP44 rated, this wall light is also suitable for bathrooms and wet rooms, adding a touch of understated luxury to the space.





Contemporary and functional, the MEZZO Wall Light is perfect for illuminating any interior. Its minimal design, combined with the high-quality raw materials make MEZZO a timeless classic that is built to last. IP44 rated and available in a satin brass or polished nickel finish, this is a highly versatile wall mounted light. Add a sense of understated luxury to a bathroom by placing the MEZZO Wall on either side of a mirror or use in multiples to light up hallways and stairwells.

MEZZO WALL IP44 | SATIN BRASS











TORRES WALL IP44 | BRONZE WITH ALABASTER SHADE

The perfectly proportioned conical shape of the TORRES wall light is reminiscent of ancient towers, where this shape symbolised strength and stability. With an IP44 rating, this wall-mounted light can extend its radiance to bathrooms and wetrooms. For a touch of refined embellishment, place the TORRES Wall on either side of a mirror, or harness the strong upwards illumination from its funnelled shade to light ceilings and corners. Choose from the alabaster shade for a more decorative finish that diffuses the light for a softer ambience or either polished nickel or bronze for a strong architectural statement.















HEPWORTH wall light stands as a luminous testament to the artistic prowess of Dame Barbara Hepworth. Drawing inspiration from Dame Barbara's iconic sculptures, renowned for their curvaceous, abstract representations of the human form, this light fitting embodies a similar aesthetic. Its elongated shape, punctuated by a delicate central line, mirrors the soft contours that made Hepworth's work so distinct. Beyond its artistic appeal, HEPWORTH is versatile enough to illuminate any interior space, and its IP44 rating ensures it's a fitting choice for bathrooms. Crafted from the ethereal combination of alabaster and pure brass, HEPWORTH doesn't just light up a room—it transforms it. When activated, its soft, diffused light bathes spaces in a warm and inviting glow, encapsulating both the artistry of Dame Barbara and the ingenuity of contemporary design.









